

TOOL BLOCKS



ISCAR Catalog
Directory

[Main
Contents](#)

**TOOL
BLOCKS**

[Alphabetical
Index](#)



[Find](#)

[Find Next](#)

[Help](#)

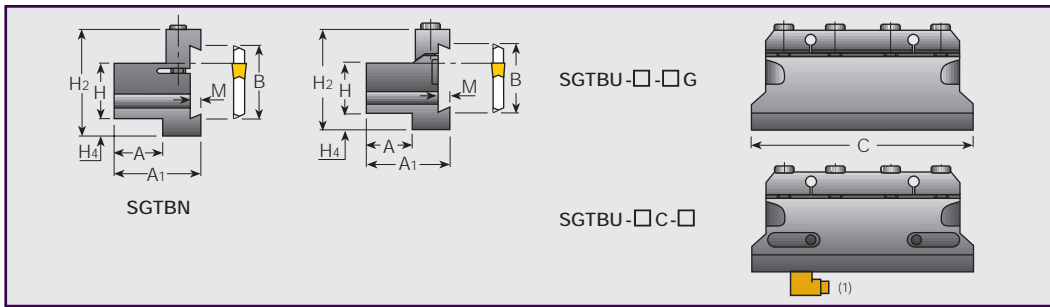


TOOL BLOCKS



ISCAR Catalog
Directory

Blocks for Blades



SGTBU / SGTBN

H	B	Designation	A	A ₁	H ₂	H ₄	M	C	Clamp Screws	Top Clamp	Hex Key
.63	.75	SGTBN 16-2	.63	1.02	1.20	.16	.08	3.00	SR-M5x25		HW 4
.63	1.02	SGTBU 16-5G	.67	1.34	1.70	.51	.16	3.40	SR-M6x30	BKU-86	HW 5
.75	1.02	SGTBU 19-5G	.79	1.45	1.70	.39	.16	3.40	SR-M6x30	BKU-86	HW 5
.75	1.25	SGTBU 19-6G	.79	1.50	1.94	.55	.21	3.95	SR-M6x30	BKU-100	HW 5
1.00	1.02	SGTBU 25.4-5G	1.03	1.70	1.75	.20	.16	4.33	SR-M6x30	BKU-105	HW 5
1.00	1.25	SGTBU 25.4-6G	1.03	1.75	1.95	.30	.21	4.33	SR-M6x30	BKU-110	HW 5
1.00	1.25	SGTBU 25.4C-6⁽¹⁾	.90	1.65	1.97	.315	.21	4.33	SR-M6x30	BKU-110	HW 5
.98	1.77	SGTBU 25-8M	.90	1.65	2.52	.85	.21	4.33	SR-M6x30	BKU-110	HW 5
1.25	1.25	SGTBU 31.8-6G	1.14	1.90	2.10	.20	.21	4.33	SR-M6x30	BKU-110	HW 5
1.26	1.26	SGTBU 32-8M	1.14	1.90	2.52	.57	.21	4.33	SR-M6x30	BKU-110	HW 5
1.50	1.25	SGTBU 38.1-6G	1.65	2.38	2.15	—	.21	4.50	SR-M6x30	BKU-110	HW 5
1.50	2.07	SGTBU 38.1-9	1.54	2.52	3.20	.94	.31	5.12	SR-M8x30	BKU-509	HW 6
1.57	1.25	SGTBU 40-6G	—	2.36	2.22	—	.21	4.50	SR-M6x30	BKU-110	HW 5
1.57	2.07	SGTBU 40-9	1.61	2.60	3.20	.86	.31	5.12	SR-M8x30	BK-509	HW 6
1.97	2.07	SGTBU 50-9	1.61	2.60	3.27	.55	.31	5.31	SR-M8x30	BK-509	HW 6

Choose blade by "B" dimension.

⁽¹⁾ Elbow-style connector unit supplied with each Jet-Cut tool block.

For details, see [page E68-69](#).

Hex key supplied with each tool block.

Main
Contents

**TOOL
BLOCKS**

Alphabetical
Index



Find

Find Next

Help

TOOL BLOCKS



Blade Capacity

B	External Turning, Grooving and Parting		Parting and Grooving		Face Grooving	Face Turn and Groove
	Cut Grip	Top Grip	Do Grip	Self Grip	Self Grip	Heliface
.75				SGFH/R/L SGIH/R/L		
1.02	CGHN-D/S	TGHN-D/S	DGFH DGFHR/L-T	SGFH/R/L SGIH/R/L SGFHR/L-T		
1.26	CGHN-D/S	TGHN-D/S	DGFH DGFHR/L-T	SGFH/R/L SGIH/R/L SGFHR/L-T	SGFFA SGFFH SGFGA SGFGH SGFGH-P	HFFR/L-T
1.77			DGFH	SGFH/R/L		
2.07	CGHN 8D/10D			SGFH/R/L SGIH/R/L		

Use the alphabetical index to locate data on any blade.

Main
Contents

**TOOL
BLOCKS**

Alphabetical
Index



Find

Find Next

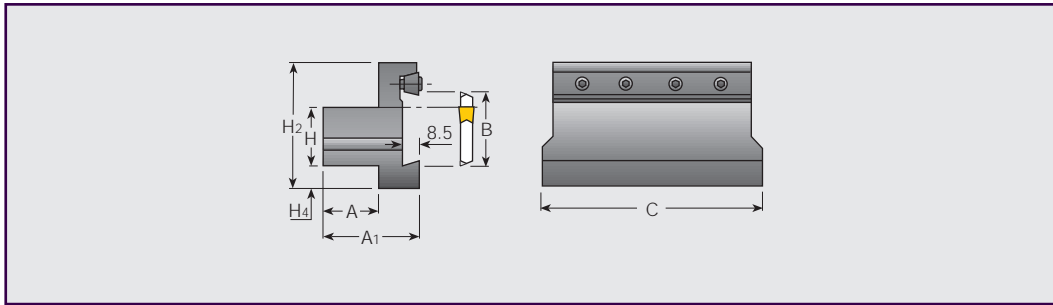
Help

TOOL BLOCKS



ISCAR Catalog
Directory

Blocks for Blades



SGTBK For heavy-duty applications

H	B	Designation	A	A ₁	H ₂	H ₄	C	Screw	Clamp Wedge	Hex Key ⁽¹⁾
1.25	1.25	SGTBK 32-9	1.10	1.90	2.44	.12	4.72	SR-M6x16	BK 32-9	HW 5
1.50	2.07	SGTBK 38-9	1.38	2.36	3.54	.98	5.31	SR-M6x20	BK 40-9	HW 5
1.57	2.07	SGTBK 40-9	1.38	2.36	3.54	.90	5.31	SR-M6x20	BK 40-9	HW 5
1.97	2.07	SGTBK 50-9	1.57	2.56	3.54	.60	5.31	SR-M6x20	BK 40-9	HW 5

Choose blade by "B" dimension.

⁽¹⁾ Hex key supplied with each tool block.

Blade Capacity

B	External Turning, Grooving and Parting		Parting and Grooving		Face Grooving
	Cut Grip	Top Grip	Do Grip	Self Grip	Self Grip
1.26	CGHN D/S	TGHN-D/S	DGFH DGFHR/L-T	SGFH/R/L SGIH/R/L SGFHR/L-T	SGFFA SGFFH SGFGA SGFGH SGFGH-P
2.07	CGHN 8D/10D			SGFH/R/L SGIH/R/L	

Use the alphabetical index to locate data on any blade.

Main
Contents

**TOOL
BLOCKS**

Alphabetical
Index



Find

Find Next

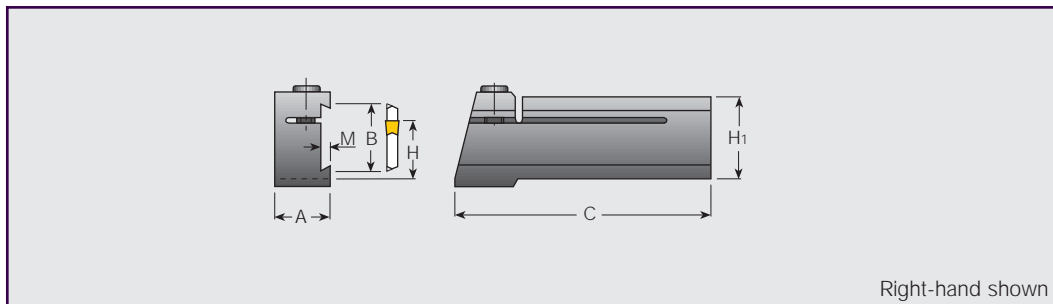
Help

TOOL BLOCKS



ISCAR Catalog
Directory

Blocks for Blades



Right-hand shown

SGTBR/L

H	B	Designation	A	H ₁	M	C	Screws	Hex Key
.750	.75	SGTBR/L 19-2	.75	1.00	.08	4.00	SR-M6x25	HW 5
.984	1.02	SGTBR/L 25-6	.79	1.25	.20	4.72	SR-M6x30	HW 5

Choose blade by "B" dimension.

Hex key supplied with each tool block.

Blade Capacity

B	External Turning, Grooving and Parting		Parting and Grooving	
	Cut Grip	Top Grip	Do Grip	Self Grip
.75				SGFH/R/L SGIH/R/L
1.02	CGHN-D/S	TGHN-D/S	DGFH DGFHR/L-t	SGFH/R/L SGIH/R/L SGFHR/L-T

Use the alphabetical index to locate data on any blade.

Main
Contents

**TOOL
BLOCKS**

Alphabetical
Index



Find

Find Next

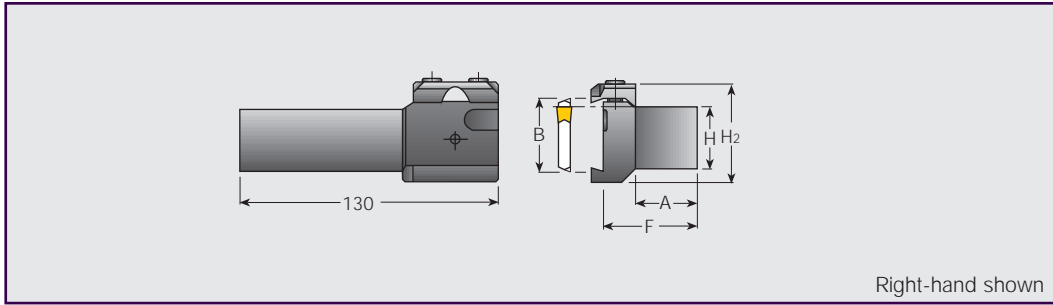
Help

TOOL BLOCKS



ISCAR Catalog
Directory

Holders for Blades



UBHCR/L

H	B	Tool Block Designation	A	H ₂	F	Clamp	Screws	Plunger	Hex Key
.75	1.02	UBHCR/L 19-26	.75	1.42	1.10	BKU 176-307	SR-M6x30	PR-6	HW 5
1.00	1.25	UBHCR/L 25.4-32	1.00	1.81	1.57	BKU 176-307	SR-M6x30	PR-6	HW 5
1.25	1.25	UBHCR/L 31.7-32	1.25	1.81	1.85				

Choose blade by "B" dimension.

Blade Capacity

B	External Turning, Grooving and Parting		Parting and Grooving		Face Grooving	Face Turn and Groove
	Cut Grip	Top Grip	Do Grip	Self Grip	Self Grip	Heliface
1.02	CGHN-D/S	TGHN-D/S	DGFH DGFHR/L-T	SGFH/R/L SGIH/R/L SGFHR/L-T		
1.26	CGHN-D/S	TGHN-D/S	DGFH DGFHR/L-T	SGFH/R/L SGIH/R/L SGFHR/L-T	SGFFA SGFFH SGFGA SGFGH SGFGH-P	HFRR/L-T

Use the alphabetical index to locate data on any blade.

Main
Contents

**TOOL
BLOCKS**

Alphabetical
Index



Find

Find Next

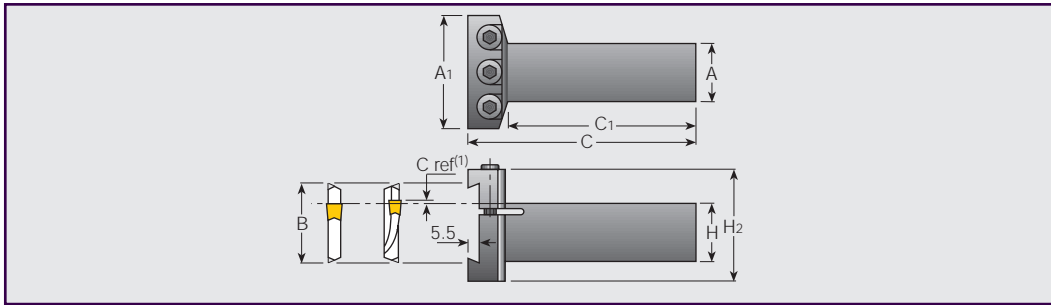
Help

TOOL BLOCKS



ISCAR Catalog
Directory

Holders for Blades



SGTBF

H	B	Designation	A	A ₁	H ₂	C	C ₁	Screws	Hex Key
1.00	1.25	SGTBF 25.4-A	1.00	1.75	1.90	5.00	2.95	SR-M6x40	HW 5
1.25	1.25	SGTBF 31.7-A	1.25	1.75	1.90	5.00	3.62		

Choose blade by "B" dimension.

⁽¹⁾ C ref, as defined on face grooving blades and adaptors.

Blade Capacity

B	Parting and Grooving		Face Grooving	Face Turn and Groove
	Do Grip	Self Grip	Self Grip	Heliface
1.26	DGFH DGFHR/L	SGFH/R/L SGIH/R/L SGFHR/L-T	SGFFA SGFFH SGFGA SGFGH SGFGH-P	HFRR/L-T

Use the alphabetical index to locate data on any blade.

Main
Contents

**TOOL
BLOCKS**

Alphabetical
Index



Find

Find Next

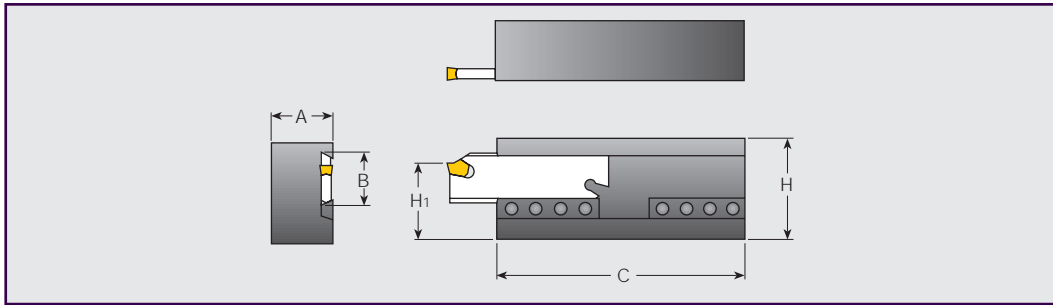
Help

TOOL BLOCKS



ISCAR Catalog
Directory

Blocks for Series-250 National ACME Screw Machines



SGTBN-ACME

H	B	Designation	H ₁	A	C	Machine Model	Clamp	Cross Slide Position	Screws BHCS	Blades ⁽¹⁾
1.31	.75	SGTBN 88-258	1.06	.75	5.00	1" RA-6/1 RAN-6	LC88 250-2			19-□
2.00	1.02	SGTBN 88-250	1.33	.84	8.25	1-1/4" RA-6				26□-□
1.88	1.02	SGTBN 88-253	1.41	1.24	7.50	1-5/8" & 2" RB-6				26□-□
2.25	1.02	SGTBN 88-254	1.75	1.24	7.50	2-5/8" RB-6	LC88 250-1	2&5	1/4-28X1/2	26□-□
2.58	1.02	SGTBN 88-251	2.28	1.50	8.25	3-1/2" & 4" RB-6				26□-□
2.84	1.02	SGTBN 88-255	2.16	1.13	9.00	6" RB-6				32□-□
2.75	1.25	SGTBN 88-252	2.27	1.13	9.00	1-5/8" & 2" RB-8				26□-□
2.58	1.02	SGTBN 88-251	2.28	1.50	8.25	2-5/8" RB-8	LC88 250-1	3&6	1/4-28X1/2	26□-□
		SGTBN 88-251				3-1/2" RB-8				

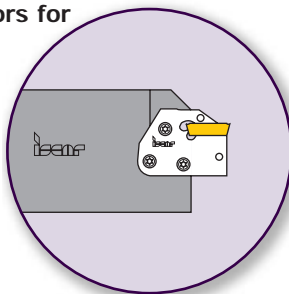
Choose blade by "B" dimension.

⁽¹⁾ For parting blades, see [pages E6-7, E29, E32, E51](#).

Hex key supplied with each tool block.

Tools with Adaptors for Screw Machines

(see [pages E13-15](#))



- Main Contents
- TOOL BLOCKS**
- Alphabetical Index
-
- Find
- Find Next
- Help